

1972108497001002



Tax statement 2022 Overview

Client Sample_datalevel_202201
Client ID 202201

Period **01.01.2022 - 31.12.2022**
Created at 23.02.2023
Canton Zurich

Tax value of A- and B-values at 31.12.2022	A	Gross revenue 2022 values with WHT-deduction	B	Gross revenue 2022 without WHT-deduction	Withholding tax claim
537'584 ⁽¹⁾		6'610		3'765	2'313.45
Values for the "State of Securities and Other Capital Investment" form (including accounts, without DT-1 and USA values)					
(1) Thereof A 194'494 and B 343'090					
Tax value of DT-1 and USA-values at 31.12.2022		Gross revenue 2022 DT-1 and USA-values		Recognition foreign withholding tax	Withholding tax USA
396'219 ⁽²⁾		24'453 ⁽³⁾		2'616	107
Values for the supplementary form "Request for recognition of foreign withholding taxes and additional retention tax USA" (DT-1)					
(2) Thereof DT-1 356'749 and USA 39'470					
(3) Thereof DT-1 23'739 and USA 714					
Total tax value of A, B, DT-1 and USA-values at 31.12.2022	Total gross revenue 2022 A-values with WHT-deduction	Total gross revenue 2022 B, DT-1 and USA-values without WHT-deduction	Total gross revenue 2022 A, B, DT-1 and USA-values		
933'803	6'610	28'218	34'828		
Expenses					
1'831 ⁽⁴⁾					
If no recognition of foreign withholding tax (DT-1) is claimed, then the total values must be entered in the list of securities.					
The deductible values must be indicated in the tax return under the heading " deductions ".					
(4) The dispositional authority decides on the deductibility of the expenses.					

1972108497002002



Tax statement 2022

Expenses

Client Sample_datalevel_202201
 Client ID 202201

Period **01.01.2022 - 31.12.2022**
 Created at 23.02.2023
 Canton Zurich

Date	Description Expenses	Currency	Value	Rate	Value 31.12.2022 in CHF
DL.001					
03.01.2022	Custodian fees	CHF	84.49		84.49
01.02.2022	Custodian fees	CHF	88.85		88.85
01.03.2022	Custodian fees	CHF	82.98		82.98
01.04.2022	Custodian fees	CHF	100.82		100.82
02.05.2022	Custodian fees	CHF	103.74		103.74
01.06.2022	Custodian fees	CHF	101.16		101.16
30.06.2022	Tax statement fee	CHF	107.70		107.70
01.07.2022	Custodian fees	CHF	94.30		94.30
01.08.2022	Custodian fees	CHF	108.27		108.27
01.09.2022	Custodian fees	CHF	124.54		124.54
03.10.2022	Custodian fees	CHF	111.52		111.52
01.11.2022	Custodian fees	CHF	110.73		110.73
01.12.2022	Custodian fees	CHF	112.00		112.00
Total DL.001					1'331.10
DL.002					
03.01.2022	Custodian fees	HKD	265.44	0.117143	31.09

1972108497003002



Tax statement 2022

Expenses

Client
Client ID

Sample_datalevel_202201
202201

Period
Created at
Canton

01.01.2022 - 31.12.2022
23.02.2023
Zurich

Date	Description Expenses	Currency	Value	Rate	Value 31.12.2022 in CHF
01.02.2022	Custodian fees	HKD	289.09	0.118183	34.17
01.03.2022	Custodian fees	HKD	273.75	0.117466	32.16
01.04.2022	Custodian fees	HKD	337.50	0.117985	39.82
02.05.2022	Custodian fees	HKD	394.15	0.124157	48.94
01.06.2022	Custodian fees	HKD	393.25	0.122595	48.21
01.07.2022	Custodian fees	HKD	392.31	0.122578	48.09
01.08.2022	Custodian fees	HKD	362.95	0.120965	43.90
01.09.2022	Custodian fees	HKD	331.73	0.124849	41.42
03.10.2022	Custodian fees	HKD	349.73	0.126006	44.07
01.11.2022	Custodian fees	HKD	342.01	0.126513	43.27
01.12.2022	Custodian fees	HKD	366.83	0.121272	44.49
	Total DL.002				499.63
	Total expenses				1'830.73 *

* Expenses: The dispositional authority decides on the deductibility of the expenses.

1972108497004002



Client Sample_datalevel_202201
 Client ID 202201


Period **01.01.2022 - 31.12.2022**
 Created at 23.02.2023
 Canton Zurich

Tax statement 2022

Bank accounts

Date	Description Bank account Interests	Currency	Tax value Revenue	Rate	Tax value 31.12.2022 in CHF	Gross revenue with WHT in CHF A	Gross revenue without WHT in CHF B
31.12.2022	CH3708497608282718412 Tax value / Gross revenue	HKD	418.97	0.118406	49.61	0.00	
31.12.2022	CH9408497945515437931 Tax value / Gross revenue	CHF	1'336.61		1'336.61	0.00	
	Total bank account				1'386.22	0.00	0.00

1972108497005002



Client Sample_datalevel_202201
 Client ID 202201
 Period 01.01.2022 - 31.12.2022
 Created at 23.02.2023
 Canton Zurich

Tax statement 2022

A-Values with withholding tax

Valor-No. Date	Depot-No. Description ISIN	Quantity Nominal	Currency	Unit price Nominal Revenue	Ex-Date	Rate	Tax value 31.12.2022 in CHF	Gross revenue with WHT A in CHF	Gross revenue without WHT B in CHF
Depot DL.001									
*Delisted 20221207 (Credit Suisse Group AG- Right), CH CH1228538257									
28.11.2022	Rights Distribution	+ 220.00	CHF						
06.12.2022	Sell	- 220.00	CHF	0.121					
31.12.2022	Stock / Tax value / Gross revenue	0.00	CHF						
249745 SGS SA, CH CH0002497458									
01.01.2022	Balance	1.00	CHF						
04.04.2022	Dividend payment	1.00	CHF	80.00	31.03.			80.00	
31.12.2022	Stock / Tax value / Gross revenue	1.00	CHF	2'150.00			2'150.00	80.00	
874251 Swisscom AG, CH CH0008742519									
01.01.2022	Balance	10.00	CHF						
05.04.2022	Dividend payment	10.00	CHF	22.00	01.04.			220.00	
31.12.2022	Stock / Tax value / Gross revenue	10.00	CHF	506.60			5'066.00	220.00	
1064593 Givaudan, CH CH0010645932									
01.01.2022	Balance	1.00	CHF						
30.03.2022	Dividend payment	1.00	CHF	66.00	28.03.			66.00	
31.12.2022	Stock / Tax value / Gross revenue	1.00	CHF	2'833.00			2'833.00	66.00	
1067586 Swissquote Group N, CH CH0010675863									
01.01.2022	Balance	30.00	CHF						
12.05.2022	Dividend payment	30.00	CHF	2.20	10.05.			66.00	
31.12.2022	Stock / Tax value / Gross revenue	30.00	CHF	133.50			4'005.00	66.00	
1107539 Zurich Insurance Group AG, CH CH0011075394									
01.01.2022	Balance	25.00	CHF						
12.04.2022	Dividend payment	25.00	CHF	20.35	08.04.			508.75	

Tax statement 2022

A-Values with withholding tax

Valor-No. Date	Depot-No. Description ISIN	Quantity Nominal	Currency	Unit price Nominal Revenue	Ex-Date	Rate	Tax value 31.12.2022 in CHF	Gross revenue with WHT A in CHF	Gross revenue without WHT B in CHF	
12.04.2022	Dividend payment	25.00	CHF	1.65	08.04.					0.00 KEP
31.12.2022	Stock / Tax value / Gross revenue	25.00	CHF	442.30			11'057.50	508.75	0.00	
1200526	Novartis AG, CH CH0012005267									
01.01.2022	Balance	410.00	CHF							
10.03.2022	Dividend payment	410.00	CHF	3.10	08.03.			1'271.00		
31.12.2022	Stock / Tax value / Gross revenue	410.00	CHF	83.59			34'271.90	1'271.00		
1203211	Roche Holding AG, CH CH0012032113									
01.01.2022	Balance	85.00	CHF							
21.03.2022	Dividend payment	85.00	CHF	9.30	17.03.			790.50		
31.12.2022	Stock / Tax value / Gross revenue	85.00	CHF	358.40			30'464.00	790.50		
1213853	Credit Suisse Group AG, CH CH0012138530									
01.01.2022	Balance	220.00	CHF							
11.05.2022	Dividend payment	220.00	CHF	0.05	09.05.					0.00 KEP
11.05.2022	Dividend payment	220.00	CHF	0.05	09.05.			11.00		
31.12.2022	Stock / Tax value / Gross revenue	220.00	CHF	2.764			608.08	11.00	0.00	
1221405	Holcim Ltd, CH CH0012214059									
01.01.2022	Balance	120.00	CHF							
12.05.2022	Dividend payment	120.00	CHF	2.20	09.05.					0.00 KEP
31.12.2022	Stock / Tax value / Gross revenue	120.00	CHF	47.88			5'745.60		0.00	
1222171	ABB Ltd, CH CH0012221716									
01.01.2022	Balance	250.00	CHF							
30.03.2022	Dividend payment	250.00	CHF	0.82	28.03.			205.00		
31.12.2022	Stock / Tax value / Gross revenue	250.00	CHF	28.06			7'015.00	205.00		

Tax statement 2022

A-Values with withholding tax

Valor-No. Date	Depot-No. Description ISIN	Quantity Nominal	Currency	Unit price Nominal Revenue	Ex-Date	Rate	Tax value 31.12.2022 in CHF	Gross revenue with WHT A in CHF	Gross revenue without WHT B in CHF
1225514	Swatch Group AG, CH CH0012255144								
01.01.2022	Balance	40.00	CHF						
31.05.2022	Dividend payment	40.00	CHF	1.10	27.05.			44.00	
31.12.2022	Stock / Tax value / Gross revenue	40.00	CHF	48.04			1'921.60	44.00	
1485278	Swiss Life Holding, CH CH0014852781								
01.01.2022	Balance	10.00	CHF						
28.04.2022	Dividend payment	10.00	CHF	25.00	26.04.			250.00	
31.12.2022	Stock / Tax value / Gross revenue	10.00	CHF	476.80			4'768.00	250.00	
1714271	UBS ETF (CH) - SMI (R), CH CH0017142719								
01.01.2022	Balance	8.00	CHF						
10.03.2022	Dividend payment	8.00	CHF	0.76	08.03.			6.08	
21.03.2022	Dividend payment	8.00	CHF	0.57	17.03.			4.56	
13.04.2022	Dividend payment	8.00	CHF	0.52	11.04.			4.16	
14.09.2022	Dividend payment	8.00	CHF	1.02	09.09.			8.16	
14.09.2022	capital gains	8.00	CHF	0.26	09.09.				0.00 KEP
31.12.2022	Stock / Tax value / Gross revenue	8.00	CHF	109.38			875.04	22.96	0.00
2460882	Partners Group Holding AG, CH CH0024608827								
01.01.2022	Balance	2.00	CHF						
28.02.2022	Purchase	+ 4.00	CHF	1'238.00					
09.05.2022	Purchase	+ 4.00	CHF	994.80					
01.06.2022	Dividend payment	10.00	CHF	33.00	30.05.			330.00	
31.12.2022	Stock / Tax value / Gross revenue	10.00	CHF	816.80			8'168.00	330.00	
2523886	Kuehne & Nagel International AG, CH CH0025238863								
01.01.2022	Balance	20.00	CHF						
28.02.2022	Purchase	+ 20.00	CHF	250.00					
09.05.2022	Dividend payment	40.00	CHF	10.00	05.05.			400.00	
31.12.2022	Stock / Tax value / Gross revenue	40.00	CHF	215.20			8'608.00	400.00	

Tax statement 2022

A-Values with withholding tax

Valor-No. Date	Depot-No. Description ISIN	Quantity Nominal	Currency	Unit price Nominal Revenue	Ex-Date	Rate	Tax value 31.12.2022 in CHF	Gross revenue with WHT A in CHF	Gross revenue without WHT B in CHF
2575132	Logitech International SA, CH CH0025751329								
01.01.2022	Balance	70.00	CHF						
28.09.2022	Dividend payment	70.00	CHF	0.962	26.09.			67.35	
31.12.2022	Stock / Tax value / Gross revenue	70.00	CHF	57.06			3'994.20	67.35	
3838999	BB Biotech AG, CH CH0038389992								
01.01.2022	Balance	112.00	CHF						
22.02.2022	Purchase	+ 58.00	CHF	62.50					
23.03.2022	Dividend payment	170.00	CHF	3.85	21.03.			654.50	
31.12.2022	Stock / Tax value / Gross revenue	170.00	CHF	55.20			9'384.00	654.50	
3886335	Nestle SA, CH CH0038863350								
01.01.2022	Balance	310.00	CHF						
13.04.2022	Dividend payment	310.00	CHF	2.80	11.04.			868.00	
31.12.2022	Stock / Tax value / Gross revenue	310.00	CHF	107.14			33'213.40	868.00	
12688156	Swiss Re Ltd, CH CH0126881561								
01.01.2022	Balance	60.00	CHF						
21.04.2022	Dividend payment	60.00	CHF	5.90	19.04.			354.00	
31.12.2022	Stock / Tax value / Gross revenue	60.00	CHF	86.48			5'188.80	354.00	
21048333	Compagnie Financiere Richemont AG, CH CH0210483332								
01.01.2022	Balance	75.00	CHF						
23.09.2022	Dividend payment	75.00	CHF	1.00	21.09.			75.00 (B)	
23.09.2022	Dividend payment	75.00	CHF	2.25	21.09.			168.75	
31.12.2022	Stock / Tax value / Gross revenue	75.00	CHF	119.90			8'992.50	243.75	
24476758	UBS Group Inc., CH CH0244767585								
01.01.2022	Balance	550.00	CHF						
14.04.2022	Dividend payment	550.00	CHF	0.233	12.04.				0.00 KEP

1972108497009002




Client Sample_datalevel_202201
 Client ID 202201
 Period **01.01.2022 - 31.12.2022**
 Created at 23.02.2023
 Canton Zurich

Tax statement 2022

A-Values with withholding tax

Valor-No. Date	Depot-No. Description ISIN	Quantity Nominal	Currency	Unit price Nominal Revenue	Ex-Date	Rate	Tax value 31.12.2022 in CHF	Gross revenue with WHT A in CHF	Gross revenue without WHT B in CHF
14.04.2022	Dividend payment	550.00	CHF	0.233	12.04.			127.99	
31.12.2022	Stock / Tax value / Gross revenue	550.00	CHF	17.205			9'462.75	127.99	0.00
41879292	Sika Ltd, CH CH0418792922								
01.01.2022	Balance	10.00	CHF						
20.04.2022	Dividend payment	10.00	CHF	2.90	14.04.			29.00	
31.12.2022	Stock / Tax value / Gross revenue	10.00	CHF	221.70			2'217.00	29.00	
116936091	Accelleron N, CH CH1169360919								
03.10.2022	Spin-off	+ 12.00	CHF						
05.10.2022	Exchange	- 12.00	CHF						
05.10.2022	Exchange	+ 12.00	CHF						
31.12.2022	Stock / Tax value / Gross revenue	12.00	CHF	19.145			229.74		
Total Securities							200'239.11	6'609.80	0.00



Tax statement 2022

B-Values without withholding tax

Valor-No. Date	Depot-No. Description ISIN	Quantity Nominal	Currency	Unit price Nominal Revenue	Ex-Date	Rate	Tax value 31.12.2022 in CHF	Gross revenue with WHT A in CHF	Gross revenue without WHT B in CHF
Depot DL.001									
*Delisted 20220202 (Afterpay Ltd), AU AU000000APT1									
01.01.2022	Balance	53.00	AUD			0.661607			
31.01.2022	Merger	- 53.00	AUD	106.819		0.657649			
31.12.2022	Stock / Tax value / Gross revenue	0.00	AUD						
*Delisted 20220615 (Telefonica SA-Rights), ES ES06784309G2									
01.06.2022	Rights Distribution	+ 1'246.00	EUR			1.030500			
08.06.2022	Delivery out	- 6.00	EUR			1.048600			
24.06.2022	Exchange offer	- 1'240.00	EUR			1.007200			
31.12.2022	Stock / Tax value / Gross revenue	0.00	EUR						
*Delisted 20220725 (Nordex SE - Rights), DE DE000A31C3G1									
13.07.2022	Rights Distribution	+ 250.00	EUR			0.982900			
02.08.2022	Call on rights	- 250.00	EUR			0.974400			
31.12.2022	Stock / Tax value / Gross revenue	0.00	EUR						
7C Solarparken Ag - Rights, DE DE000A3E5C73									
22.08.2022	Rights Distribution	+ 2'500.00	EUR			0.958000			
16.09.2022	Call on rights	- 2'464.00	EUR			0.957900			
10.10.2022	Exchange	- 36.00	EUR			0.968000			
31.12.2022	Stock / Tax value / Gross revenue	0.00	EUR						
Airtel Africa Plc, GB GB00BKDRYJ47									
01.01.2022	Balance	4'300.00	GBP			1.229442			
26.05.2022	Sell	- 1'800.00	GBP	1.59		1.208769			
22.07.2022	Dividend payment	2'500.00	USD	0.03	23.06.	0.964146			72.31
19.08.2022	Purchase	+ 1'700.00	GBP	1.42		1.132093			
30.09.2022	Purchase	+ 2'000.00	GBP	1.306		1.082786			
09.12.2022	Dividend payment	6'200.00	GBP	0.019	10.11.	1.146713			134.10

Tax statement 2022

B-Values without withholding tax


Valor-No. Date	Depot-No. Description ISIN	Quantity Nominal	Currency	Unit price Nominal Revenue	Ex-Date	Rate	Tax value 31.12.2022 in CHF	Gross revenue with WHT A in CHF	Gross revenue without WHT B in CHF
05.12.2022	Purchase	+ 1'100.00	GBP	1.222		1.149146			
31.12.2022	Stock / Tax value / Gross revenue	7'300.00	GBP	1.118		1.110272	9'061.37		206.41
	Azure Power Global Ltd - Rights, US USV03RGT0208								
05.01.2022	Rights Distribution	+ 300.00	USD			0.915629			
09.02.2022	Exchange	- 300.00	USD			0.923043			
31.12.2022	Stock / Tax value / Gross revenue	0.00	USD						
	Baozun Inc., HK KYG0891M1069								
01.01.2022	Balance	600.00	HKD			0.116955			
31.12.2022	Stock / Tax value / Gross revenue	600.00	HKD	13.14		0.118406	933.51		
	Block Inc., AU AU0000187353								
31.01.2022	Merger	+ 19.00	AUD			0.657649			
31.12.2022	Stock / Tax value / Gross revenue	19.00	AUD	91.94		0.627477	1'096.11		
	China Evergrande New Energy Vehicle Group Ltd, HK HK0000264595								
01.01.2022	Balance	3'000.00	HKD			0.116955			
31.12.2022	Stock / Tax value / Gross revenue	3'000.00	HKD	3.20		0.118406	1'136.70		
	DouYu International Holdings Ltd, US US25985W1053								
01.01.2022	Balance	250.00	USD			0.912149			
31.12.2022	Stock / Tax value / Gross revenue	250.00	USD	1.405		0.923214	324.28		
	ESE Entertainment Inc, CA CA26906P1045								
01.01.2022	Balance	2'000.00	CAD			0.717779			
31.12.2022	Stock / Tax value / Gross revenue	2'000.00	CAD	0.345		0.681925	470.53		

Tax statement 2022

B-Values without withholding tax

Valor-No. Date	Depot-No. Description ISIN	Quantity Nominal	Currency	Unit price Nominal Revenue	Ex-Date	Rate	Tax value 31.12.2022 in CHF	Gross revenue with WHT A in CHF	Gross revenue without WHT B in CHF
	Jamf Holding Corp., US US47074L1052								
01.01.2022	Balance	180.00	USD			0.912149			
31.12.2022	Stock / Tax value / Gross revenue	180.00	USD	21.30		0.923214	3'539.60		
	Rock Tech Lithium Inc., CA CA77273P2017								
01.01.2022	Balance	1'400.00	CAD			0.717779			
31.12.2022	Stock / Tax value / Gross revenue	1'400.00	CAD	2.10		0.681925	2'004.86		
	Soltec Power Holdings SA, ES ES0105513008								
01.01.2022	Balance	950.00	EUR			1.033100			
31.12.2022	Stock / Tax value / Gross revenue	950.00	EUR	4.128		0.984700	3'861.60		
	TIM SA, BR US88706T1088								
01.01.2022	Balance	400.00	USD			0.912149			
01.02.2022	Dividend payment	400.00	USD	0.21	23.12.	0.918396			77.15
04.05.2022	Dividend payment	400.00	USD	0.08	01.04.	0.979845			31.40
27.07.2022	Dividend payment	400.00	USD	0.103	24.06.	0.962175			39.50
07.11.2022	Dividend payment	400.00	USD	0.092	22.09.	0.991497			36.55
31.12.2022	Stock / Tax value / Gross revenue	400.00	USD	11.65		0.923214	4'302.18		184.60
	Telefonica SA – Assented Line Choice Dividend-RHDI, ES ES06784309G2								
08.06.2022	Deposit	+ 6.00	EUR			1.048600			
16.06.2022	Dividend payment	6.00	EUR	0.148	16.06.	1.014200			0.90
16.06.2022	Exchange	- 6.00	EUR			1.014200			
31.12.2022	Stock / Tax value / Gross revenue	0.00	EUR						0.90
	Telkom SA Ltd, ZA ZAE000044897								
11.01.2022	Purchase	+ 1'700.00	ZAR	51.00		0.059302			
31.12.2022	Stock / Tax value / Gross revenue	1'700.00	ZAR	30.02		0.054408	2'776.63		

1972108497013002



Client Sample_datalevel_202201
 Client ID 202201
 Period **01.01.2022 - 31.12.2022**
 Created at 23.02.2023
 Canton Zurich

Tax statement 2022

B-Values without withholding tax


Valor-No. Date	Depot-No. Description ISIN	Quantity Nominal	Currency	Unit price Nominal Revenue	Ex-Date	Rate	Tax value 31.12.2022 in CHF	Gross revenue with WHT A in CHF	Gross revenue without WHT B in CHF
491199	Ubisoft Entertainment, FR FR0000054470								
17.03.2022	Purchase	+ 120.00	EUR	39.68		1.038500			
31.12.2022	Stock / Tax value / Gross revenue	120.00	CHF	26.345			3'161.42		
645156	Amazon.com Inc., US US0231351067								
01.01.2022	Balance	2.00	USD			0.912149			
06.06.2022	Stock split	+ 40.00	USD	164.577		0.962148			
06.06.2022	Stock split	- 2.00	USD	3'291.54		0.962148			
31.12.2022	Stock / Tax value / Gross revenue	40.00	CHF	77.719			3'108.77		
667979	Deutsche Lufthansa AG, DE DE0008232125								
01.01.2022	Balance	154.00	EUR			1.033100			
31.12.2022	Stock / Tax value / Gross revenue	154.00	CHF	7.688			1'184.00		
1026592	Deutsche Telekom AG, DE DE0005557508								
01.01.2022	Balance	260.00	EUR			1.033100			
12.04.2022	Dividend payment	260.00	EUR	0.64	08.04.	1.010900			168.21 (Z)
31.12.2022	Stock / Tax value / Gross revenue	260.00	CHF	18.463			4'800.47		168.21
1065454	Rakuten Inc., JP JP3967200001								
25.01.2022	Purchase	+ 600.00	JPY	1'000.00		0.008066			
31.12.2022	Stock / Tax value / Gross revenue	600.00	CHF	4.179			2'507.49		
1087518	Lynas Corp Ltd, AU AU000000LYC6								
26.09.2022	Purchase	+ 800.00	AUD	7.50		0.643088			
31.12.2022	Stock / Tax value / Gross revenue	800.00	CHF	4.925			3'940.39		
1099973	*Delisted 20220713 (Mobile TeleSystems PJSC), RU US6074091090								
01.01.2022	Balance	350.00	USD			0.912149			

Tax statement 2022

B-Values without withholding tax

Valor-No. Date	Depot-No. Description ISIN	Quantity Nominal	Currency	Unit price Nominal Revenue	Ex-Date	Rate	Tax value 31.12.2022 in CHF	Gross revenue with WHT A in CHF	Gross revenue without WHT B in CHF
22.02.2022	Sell	- 350.00	USD	6.701		0.918886			
31.12.2022	Stock / Tax value / Gross revenue	0.00	USD						
1106818	Philips Electronics NV, NL NL0000009538								
01.01.2022	Balance	240.00	EUR			1.033100			
08.06.2022	Dividend option	240.00	EUR	0.889	12.05.	1.045400			213.26 (V)
08.06.2022	Dividend option	+ 8.00	EUR	23.22		1.048600			
31.12.2022	Stock / Tax value / Gross revenue	248.00	CHF	14.02			3'476.91		213.26
1250633	Enel, IT IT0003128367								
03.08.2022	Purchase	+ 420.00	EUR	4.867		0.977300			
31.12.2022	Stock / Tax value / Gross revenue	420.00	CHF	5.015			2'106.41		
1272995	MSCI Japan UCITS ETF (JPY), LU LU0136240974								
01.01.2022	Balance	8.00	CHF						
04.02.2022	Dividend payment	8.00	JPY	48.75	01.02.	0.008022			3.13
04.08.2022	Dividend payment	8.00	JPY	65.375	01.08.	0.007190			3.76
31.12.2022	Stock / Tax value / Gross revenue	8.00	CHF	40.325			322.60		6.89
1602293	Telecom Italia Rsp, IT IT0003497176								
01.01.2022	Balance	13'500.00	EUR			1.033100			
31.12.2022	Stock / Tax value / Gross revenue	13'500.00	CHF	0.206			2'776.76		
1812980	Geely Automobile Holdings Ltd, KY KYG3777B1032								
01.01.2022	Balance	1'000.00	HKD			0.116955			
25.01.2022	Purchase	+ 2'000.00	HKD	18.50		0.118142			
23.03.2022	Purchase	+ 3'000.00	HKD	11.78		0.119479			
26.07.2022	Dividend payment	6'000.00	HKD	0.21	02.06.	0.122571			154.44
31.12.2022	Stock / Tax value / Gross revenue	6'000.00	CHF	1.345			8'073.00		154.44

1972108497015002




Client Sample_datalevel_202201
 Client ID 202201
 Period **01.01.2022 - 31.12.2022**
 Created at 23.02.2023
 Canton Zurich

Tax statement 2022

B-Values without withholding tax

Valor-No. Date	Depot-No. Description ISIN	Quantity Nominal	Currency	Unit price Nominal Revenue	Ex-Date	Rate	Tax value 31.12.2022 in CHF	Gross revenue with WHT A in CHF	Gross revenue without WHT B in CHF
1814262	iShares STOXX Europe 600 UCITS ETF (DE), DE DE0002635307								
01.01.2022	Balance	24.00	EUR			1.033100			
15.03.2022	Dividend payment	24.00	EUR	0.092	15.03.	1.033100			2.28
15.06.2022	Dividend payment	24.00	EUR	0.489	15.06.	1.042000			12.24
15.09.2022	Dividend payment	24.00	EUR	0.403	15.09.	0.960300			9.29
15.12.2022	Dividend payment	24.00	EUR	0.177	15.12.	0.989000			4.21
31.12.2022	Stock / Tax value / Gross revenue	24.00	CHF	41.364			992.74		28.02
2083267	Nordex AG, DE DE000A0D6554								
26.05.2022	Purchase	+ 250.00	EUR	10.625		1.028300			
02.08.2022	Rights Distribution	+ 51.00	EUR	5.90		0.974400			
31.12.2022	Stock / Tax value / Gross revenue	301.00	CHF	13.049			3'927.71		
2221118	Leonardo, IT IT0003856405								
03.08.2022	Purchase	+ 220.00	EUR	9.328		0.977300			
31.12.2022	Stock / Tax value / Gross revenue	220.00	CHF	8.024			1'765.28		
2551251	SingTel, SG SG1T75931496								
01.01.2022	Balance	3'000.00	SGD			0.676157			
10.01.2022	Dividend payment	3'000.00	SGD	0.045	17.12.	0.682222			92.10
18.08.2022	Dividend payment	3'000.00	SGD	0.048	03.08.	0.689792			99.33
09.12.2022	Dividend payment	3'000.00	SGD	0.046	18.11.	0.690021			95.22
09.12.2022	Dividend payment	3'000.00	SGD	0.025	18.11.	0.690021			51.75 (B)
31.12.2022	Stock / Tax value / Gross revenue	3'000.00	CHF	1.758			5'272.98		338.40
3246465	iShares Global Clean Energy ETF, IE IE00B1XNHC34								
01.01.2022	Balance	78.00	EUR			1.033100			
25.05.2022	Dividend payment	78.00	USD	0.031	12.05.	0.962638			2.33
30.11.2022	Dividend payment	78.00	USD	0.027	17.11.	0.952750			2.02
31.12.2022	Stock / Tax value / Gross revenue	78.00	CHF	10.483			817.66		4.35

1972108497016002



Client Sample_datalevel_202201
 Client ID 202201
 Period 01.01.2022 - 31.12.2022
 Created at 23.02.2023
 Canton Zurich

Tax statement 2022

B-Values without withholding tax

Valor-No. Date	Depot-No. Description ISIN	Quantity Nominal	Currency	Unit price Nominal Revenue	Ex-Date	Rate	Tax value 31.12.2022 in CHF	Gross revenue with WHT A in CHF	Gross revenue without WHT B in CHF
4889034	Ballard Power Systems Inc., CA CA0585861085								
01.01.2022	Balance	400.00	CAD			0.717779			
31.12.2022	Stock / Tax value / Gross revenue	400.00	CHF	4.425			1'769.97		
18575566	Vanguard FTSE 100 ETF, IE IE00B810Q511								
01.01.2022	Balance	25.00	GBP			1.229442			
30.03.2022	Dividend payment	25.00	GBP	0.197	17.03.	1.215056			5.99
29.06.2022	Dividend payment	25.00	GBP	0.53	16.06.	1.154896			15.30
28.09.2022	Dividend payment	25.00	GBP	0.382	15.09.	1.054734			10.08
28.12.2022	Dividend payment	25.00	GBP	0.178	15.12.	1.117363			4.96
31.12.2022	Stock / Tax value / Gross revenue	25.00	CHF	36.32			908.01		36.33
19067319	iShares Global Corp Bond UCITS ETF, IE IE00B7J7TB45								
01.01.2022	Balance	10.00	EUR			1.033100			
30.03.2022	Dividend payment	10.00	USD	1.074	17.03.	0.922298			9.91
28.09.2022	Dividend payment	10.00	USD	1.131	15.09.	0.981465			11.10
31.12.2022	Stock / Tax value / Gross revenue	10.00	CHF	77.777			777.77		21.01
22152564	Chegg Inc., US US1630921096								
01.01.2022	Balance	180.00	USD			0.912149			
31.12.2022	Stock / Tax value / Gross revenue	180.00	CHF	23.38			4'208.49		
23167722	Vodafone Group Plc, GB GB00BH4HKS39								
01.01.2022	Balance	3'500.00	GBP			1.229442			
04.02.2022	Stock dividend	3'500.00	GBP	0.047	25.11.	1.252054			164.68
17.02.2022	Stock dividend	+ 96.00	GBP	1.368		1.253563			
05.08.2022	Dividend reinvestment	3'596.00	GBP	0.00	01.06.	1.141384			1.30
05.08.2022	Stock dividend	3'596.00	GBP	0.044	01.06.	1.161703			158.12
15.08.2022	Stock dividend	+ 110.00	GBP	1.227		1.141384			
31.12.2022	Stock / Tax value / Gross revenue	3'706.00	CHF	0.946			3'504.33		324.10

Tax statement 2022

B-Values without withholding tax

Valor-No. Date	Depot-No. Description ISIN	Quantity Nominal	Currency	Unit price Nominal Revenue	Ex-Date	Rate	Tax value 31.12.2022 in CHF	Gross revenue with WHT A in CHF	Gross revenue without WHT B in CHF
23867514	Boohoo Group Plc, JE JE00BG6L7297								
01.01.2022	Balance	2'100.00	GBP			1.229442			
31.12.2022	Stock / Tax value / Gross revenue	2'100.00	CHF	0.394			828.06		
24014323	Tencent Holdings Ltd, KY KYG875721634								
01.01.2022	Balance	100.00	HKD			0.116955			
06.06.2022	Dividend payment	100.00	HKD	1.60	20.05.	0.123134			19.70
31.12.2022	Stock / Tax value / Gross revenue	100.00	CHF	39.593			3'959.34		19.70
24115658	Vow ASA, NO NO0010708068								
01.01.2022	Balance	3'500.00	NOK			0.103426			
23.02.2022	Purchase	+ 1'750.00	NOK	18.01		0.103962			
31.12.2022	Stock / Tax value / Gross revenue	5'250.00	CHF	1.659			8'709.31		
27969490	Baozun Inc., KY US06684L1035								
01.01.2022	Balance	100.00	USD			0.912149			
31.12.2022	Stock / Tax value / Gross revenue	100.00	CHF	4.904			490.37		
28735127	Sunrun Inc., US US86771W1053								
01.01.2022	Balance	120.00	USD			0.912149			
10.02.2022	Purchase	+ 200.00	USD	26.15		0.924119			
31.12.2022	Stock / Tax value / Gross revenue	320.00	CHF	22.224			7'111.67		
29798540	Alphabet Inc. - A Share, US US02079K3059								
01.01.2022	Balance	2.00	USD			0.912149			
18.07.2022	Stock split	+ 40.00	USD	143.165		0.978284			
18.07.2022	Stock split	- 2.00	USD	2'863.29		0.978284			
31.12.2022	Stock / Tax value / Gross revenue	40.00	CHF	81.633			3'265.31		

Tax statement 2022

B-Values without withholding tax

Valor-No. Date	Depot-No. Description ISIN	Quantity Nominal	Currency	Unit price Nominal Revenue	Ex-Date	Rate	Tax value 31.12.2022 in CHF	Gross revenue with WHT A in CHF	Gross revenue without WHT B in CHF
30847893	Azure Power Global Ltd, MU MU0527S00004								
01.01.2022	Balance	300.00	USD			0.912149			
31.12.2022	Stock / Tax value / Gross revenue	300.00	CHF	3.988			1'196.32		
37962490	Linde Plc, IE IE00BZ12WP82								
01.01.2022	Balance	20.00	EUR			1.033100			
25.03.2022	Dividend payment	20.00	USD	1.17	10.03.	0.930857			21.78
17.06.2022	Dividend payment	20.00	USD	1.17	02.06.	0.971795			22.74
16.09.2022	Dividend payment	20.00	USD	1.17	01.09.	0.961538			22.50
16.12.2022	Dividend payment	20.00	USD	1.17	01.12.	0.931624			21.80
31.12.2022	Stock / Tax value / Gross revenue	20.00	CHF	301.172			6'023.44		88.82
38694957	HelloFresh, DE DE000A161408								
22.02.2022	Purchase	+ 100.00	EUR	46.52		1.042200			
31.12.2022	Stock / Tax value / Gross revenue	100.00	CHF	20.46			2'046.00		
38785081	Amundi ETF MSCI Emerging Markets, LU LU1681045370								
01.01.2022	Balance	371.00	EUR			1.033100			
31.12.2022	Stock / Tax value / Gross revenue	371.00	CHF	4.237			1'572.09		
41349065	HUYA Inc. ADR, KY US44852D1081								
01.01.2022	Balance	150.00	USD			0.912149			
31.12.2022	Stock / Tax value / Gross revenue	150.00	CHF	3.655			548.20		
42260790	Bloom Energy Corp., US US0937121079								
01.01.2022	Balance	300.00	USD			0.912149			
31.12.2022	Stock / Tax value / Gross revenue	300.00	CHF	17.69			5'307.11		

Tax statement 2022

B-Values without withholding tax

Valor-No. Date	Depot-No. Description ISIN	Quantity Nominal	Currency	Unit price Nominal Revenue	Ex-Date	Rate	Tax value 31.12.2022 in CHF	Gross revenue with WHT A in CHF	Gross revenue without WHT B in CHF
42399032	Xiaomi Corp., KY KYG9830T1067								
01.01.2022	Balance	2'000.00	HKD			0.116955			
31.12.2022	Stock / Tax value / Gross revenue	2'000.00	CHF	1.297			2'593.72		
44967515	Beyond Meat Inc., US US08862E1091								
04.02.2022	Purchase	+ 100.00	USD	57.86		0.921755			
15.03.2022	Purchase	+ 100.00	USD	38.58		0.939132			
31.12.2022	Stock / Tax value / Gross revenue	200.00	CHF	11.39			2'277.91		
46325074	Franklin FTSE India UCITS ETF, IE IE00BHZRQZ17								
22.02.2022	Purchase	+ 150.00	EUR	30.08		1.042200			
31.12.2022	Stock / Tax value / Gross revenue	150.00	CHF	29.939			4'490.92		
49767034	Peloton Interactive Inc., US US70614W1009								
01.01.2022	Balance	60.00	USD			0.912149			
31.12.2022	Stock / Tax value / Gross revenue	60.00	CHF	7.346			440.78		
50049146	TeamViewer AG, DE DE000A2YN900								
01.01.2022	Balance	160.00	EUR			1.033100			
31.12.2022	Stock / Tax value / Gross revenue	160.00	CHF	11.894			1'903.01		
51116731	Alibaba Group Holding Ltd, KY KYG017191142								
01.01.2022	Balance	300.00	HKD			0.116955			
31.12.2022	Stock / Tax value / Gross revenue	300.00	CHF	10.224			3'067.30		
51215666	Vulcan Energy Resources Ltd., AU AU0000066086								
11.04.2022	Purchase	+ 400.00	EUR	6.268		1.018000			
31.12.2022	Stock / Tax value / Gross revenue	400.00	CHF	3.972			1'588.70		

1972108497020002




Client Sample_datalevel_202201
 Client ID 202201
 Period 01.01.2022 - 31.12.2022
 Created at 23.02.2023
 Canton Zurich

Tax statement 2022

B-Values without withholding tax

Valor-No. Date	Depot-No. Description ISIN	Quantity Nominal	Currency	Unit price Nominal Revenue	Ex-Date	Rate	Tax value 31.12.2022 in CHF	Gross revenue with WHT A in CHF	Gross revenue without WHT B in CHF
55256713	JD.com Inc, KY KYG8208B1014								
20.01.2022	Spin-off	+ 4.00	HKD			0.117611			
08.06.2022	Dividend payment	4.00	USD	0.63	19.05.	0.974141			2.45 (B)
31.12.2022	Stock / Tax value / Gross revenue	4.00	CHF	26.103			104.41		2.45
57731479	Tattooed Chef Inc., US US87663X1028								
01.01.2022	Balance	300.00	USD			0.912149			
31.12.2022	Stock / Tax value / Gross revenue	300.00	CHF	1.138			341.41		
58052754	Upstart Holdings Inc., US US91680M1071								
12.04.2022	Purchase	+ 30.00	USD	85.00		0.932787			
19.05.2022	Purchase	+ 70.00	USD	48.40		0.975297			
13.06.2022	Purchase	+ 100.00	USD	34.57		0.992348			
31.12.2022	Stock / Tax value / Gross revenue	200.00	CHF	12.232			2'446.30		
118052754	Warner Bros. Discovery Inc, US US9344231041								
11.04.2022	Purchase	+ 48.00	USD			0.933945			
31.12.2022	Stock / Tax value / Gross revenue	48.00	CHF	8.771			421.02		
Depot DL.002									
	Dali Foods Group Co Ltd, KY KYG2743Y1061								
01.01.2022	Balance	47'500.00	HKD			0.116955			
08.07.2022	Dividend payment	47'500.00	HKD	0.076	20.05.	0.124271			448.62
30.09.2022	Dividend payment	47'500.00	HKD	0.071	09.09.	0.124946			421.38
31.12.2022	Stock / Tax value / Gross revenue	47'500.00	HKD	3.56		0.118406	20'022.46		870.00
24014323	Tencent Holdings Ltd, KY KYG875721634								
01.01.2022	Balance	2'100.00	HKD			0.116955			
14.03.2022	Purchase	+ 2'100.00	HKD	334.20		0.119431			

1972108497021002



Client Sample_datalevel_202201
 Client ID 202201

Period **01.01.2022 - 31.12.2022**
 Created at 23.02.2023
 Canton Zurich

Tax statement 2022

B-Values without withholding tax

Valor-No. Date	Depot-No. Description ISIN	Quantity Nominal	Currency	Unit price Nominal Revenue	Ex-Date	Rate	Tax value 31.12.2022 in CHF	Gross revenue with WHT A in CHF	Gross revenue without WHT B in CHF
06.06.2022	Dividend payment	4'200.00	HKD	1.60	20.05.	0.123131			827.44
31.12.2022	Stock / Tax value / Gross revenue	4'200.00	CHF	39.593			166'292.12		827.44
55256713	JD.com Inc, KY KYG8208B1014								
20.01.2022	Spin-off	+ 100.00	HKD			0.117611			
08.06.2022	Dividend payment	100.00	USD	0.63	19.05.	0.974141			61.37 (B)
15.06.2022	Sell	- 100.00	HKD	249.80		0.127438			
31.12.2022	Stock / Tax value / Gross revenue	0.00	HKD						61.37
Total Securities							335'957.81	0.00	3'556.70

Tax statement 2022

Values with recognition of foreign withholding tax / tax deduction USA

Valor-No. Date	Depot-No. Description ISIN	Quantity Nominal	Currency	Unit price Nominal Revenue	Ex-Date	Rate	Tax value 31.12.2022 in CHF	Gross revenue without WHT in CHF	Recognition foreign WHT in CHF	Withholding tax USA in CHF
Depot DL.001										
Hamilton Beach Brands Holding Company, US US40701T1043										
01.01.2022	Balance	200.00	USD			0.912149				
15.03.2022	Dividend payment	200.00	USD	0.10	03.03.	0.939132		18.78	2.82	2.82
15.06.2022	Dividend payment	200.00	USD	0.105	31.05.	1.000383		21.01	3.15	3.15
15.09.2022	Dividend payment	200.00	USD	0.105	31.08.	0.957966		20.12	3.02	3.02
15.12.2022	Dividend payment	200.00	USD	0.105	30.11.	0.928538		19.50	2.92	2.92
31.12.2022	Stock / Tax value / Gross revenue	200.00	USD	12.39		0.923214	2'287.72	79.41	11.91	11.91
LG Display Co. Ltd, KR US50186V1026										
01.01.2022	Balance	650.00	USD			0.912149				
26.04.2022	Dividend payment	650.00	USD	0.263	30.12.	0.974344		166.57	24.99	
31.12.2022	Stock / Tax value / Gross revenue	650.00	USD	4.96		0.923214	2'976.44	166.57	24.99	
Spar Group Ltd, ZA ZAE000058517										
01.01.2022	Balance	800.00	ZAR			0.057196				
04.07.2022	Dividend payment	800.00	ZAR	1.75	29.06.	0.058720		82.21	12.33	
12.12.2022	Dividend payment	800.00	ZAR	2.25	07.12.	0.053358		96.04	14.41	
31.12.2022	Stock / Tax value / Gross revenue	800.00	ZAR	113.50		0.054408	4'940.20	178.25	26.74	
Tata Steel Ltd, IN US87656Y4061										
01.01.2022	Balance	1'030.00	USD			0.912149				
13.07.2022	Dividend payment	1'030.00	USD	0.642	15.06.	0.983608		650.56	32.53	
31.12.2022	Stock / Tax value / Gross revenue	1'030.00	USD	13.55		0.923214	12'884.84	650.56	32.53	
Thai Beverage Public Company Ltd, TH TH0902010014										
01.01.2022	Balance	10'000.00	SGD			0.676157				
25.02.2022	Dividend payment	10'000.00	SGD	0.014	04.02.	0.685161		98.53	9.85	
10.06.2022	Dividend payment	10'000.00	SGD	0.006	26.05.	0.711628		42.63	4.26	
31.12.2022	Stock / Tax value / Gross revenue	10'000.00	SGD	0.685		0.688601	4'716.92	141.16	14.11	

1972108497023002



Client Sample_datalevel_202201
Client ID 202201

Period **01.01.2022 - 31.12.2022**
Created at 23.02.2023
Canton Zurich

Tax statement 2022

Values with recognition of foreign withholding tax / tax deduction USA

Valor-No. Date	Depot-No. Description ISIN	Quantity Nominal	Currency	Unit price Nominal Revenue	Ex-Date	Rate	Tax value 31.12.2022 in CHF	Gross revenue without WHT in CHF	Recognition foreign WHT in CHF	Withholding tax USA in CHF
83012	Telekomunikasi Indonesia Tbk PT, ID US7156841063									
01.01.2022	Balance	230.00	USD			0.912149				
11.07.2022	Dividend payment	230.00	USD	1.00	10.06.	0.980020		225.63	33.84	
31.12.2022	Stock / Tax value / Gross revenue	230.00	CHF	22.067			5'075.34	225.63	33.84	
322143	Larsen & Toubro, IN USY5217N1183									
01.01.2022	Balance	210.00	USD			0.912149				
17.08.2022	Dividend payment	210.00	USD	0.277	21.07.	0.953104		55.40	2.77	
31.12.2022	Stock / Tax value / Gross revenue	210.00	CHF	23.408			4'915.74	55.40	2.77	
348930	STO SE & Co. KGaA, DE DE0007274136									
01.01.2022	Balance	25.00	EUR			1.033100				
26.05.2022	Purchase	+ 20.00	EUR	158.40		1.028300				
13.06.2022	Purchase	+ 25.00	EUR	159.00		1.037500				
27.06.2022	Dividend payment	70.00	EUR	4.69	23.06.	1.013450		332.72 (B)	49.91	
27.06.2022	Dividend payment	70.00	EUR	0.31	23.06.	1.013450		21.99	3.30	
31.12.2022	Stock / Tax value / Gross revenue	70.00	CHF	148.512			10'395.87	354.71	53.21	
381611	Samsung Electronics Co Ltd, KR US7960508882									
01.01.2022	Balance	4.00	USD			0.912149				
22.03.2022	Purchase	+ 4.00	USD	1'438.50		0.932057				
24.05.2022	Dividend payment	8.00	USD	7.053	30.03.	0.959586		54.14	8.12	
22.04.2022	Dividend payment	4.00	USD	7.321	30.12.	0.957820		28.05	4.21	
23.08.2022	Dividend payment	8.00	USD	6.878	29.06.	0.962307		52.95	7.94	
22.11.2022	Dividend payment	8.00	USD	6.799	29.09.	0.952501		51.81	7.77	
31.12.2022	Stock / Tax value / Gross revenue	8.00	CHF	1'017.073			8'136.59	186.95	28.04	
488167	Carrefour, FR FR0000120172									
01.01.2022	Balance	400.00	EUR			1.033100				
09.06.2022	Dividend payment	400.00	EUR	0.52	07.06.	1.042950		216.93	27.77	
31.12.2022	Stock / Tax value / Gross revenue	400.00	CHF	15.444			6'177.49	216.93	27.77	

1972108497024002



Client Sample_datalevel_202201
 Client ID 202201
 Period 01.01.2022 - 31.12.2022
 Created at 23.02.2023
 Canton Zurich

Tax statement 2022

Values with recognition of foreign withholding tax / tax deduction USA

Valor-No. Date	Depot-No. Description ISIN	Quantity Nominal	Currency	Unit price Nominal Revenue	Ex-Date	Rate	Tax value 31.12.2022 in CHF	Gross revenue without WHT in CHF	Recognition foreign WHT in CHF	Withholding tax USA in CHF
507170	LVMH Moet Hennessy Louis Vuitton, FR FR0000121014									
14.03.2022	Purchase	+ 10.00	EUR	596.90		1.024900				
28.04.2022	Dividend payment	10.00	EUR	7.00	26.04.	1.021571		71.51	9.15	
05.12.2022	Dividend payment	10.00	EUR	5.00	01.12.	0.987700		49.38	6.32	
31.12.2022	Stock / Tax value / Gross revenue	10.00	CHF	681.538			6'815.38	120.89	15.47	
516529	Infosys Ltd, IN US4567881085									
10.02.2022	Purchase	+ 240.00	USD	23.15		0.924119				
30.06.2022	Dividend payment	240.00	USD	0.203	31.05.	0.957268		46.56	2.33	
14.11.2022	Dividend payment	240.00	USD	0.201	27.10.	0.945700		45.68	2.28	
31.12.2022	Stock / Tax value / Gross revenue	240.00	CHF	16.663			3'999.21	92.24	4.61	
720128	Orange SA, FR FR0000133308									
01.01.2022	Balance	500.00	EUR			1.033100				
09.06.2022	Dividend payment	500.00	EUR	0.40	07.06.	1.042950		208.59	26.70	
07.12.2022	Dividend payment	500.00	EUR	0.30	05.12.	0.986350		147.95	18.94	
31.12.2022	Stock / Tax value / Gross revenue	500.00	CHF	9.201			4'600.53	356.54	45.64	
724641	Taiwan Semiconductor, TW US8740391003									
01.01.2022	Balance	98.00	USD			0.912149				
13.01.2022	Dividend payment	98.00	USD	0.497	16.12.	0.910256		44.33	6.65	
14.04.2022	Dividend payment	98.00	USD	0.476	16.03.	0.942838		43.95	6.59	
14.07.2022	Dividend payment	98.00	USD	0.462	16.06.	0.985444		44.58	6.69	
13.10.2022	Dividend payment	98.00	USD	0.435	15.09.	1.004116		42.79	6.42	
31.12.2022	Stock / Tax value / Gross revenue	98.00	CHF	68.92			6'754.18	175.65	26.35	
762440	Panasonic Corporation, JP JP3866800000									
01.01.2022	Balance	500.00	JPY			0.007924				
28.02.2022	Purchase	+ 500.00	JPY	1'189.00		0.007993				
02.06.2022	Dividend payment	1'000.00	JPY	15.00	30.03.	0.007394		110.91	11.09	
30.11.2022	Dividend payment	1'000.00	JPY	15.00	29.09.	0.006827		102.40	10.24	

Tax statement 2022

Values with recognition of foreign withholding tax / tax deduction USA

Valor-No. Date	Depot-No. Description ISIN	Quantity Nominal	Currency	Unit price Nominal Revenue	Ex-Date	Rate	Tax value 31.12.2022 in CHF	Gross revenue without WHT in CHF	Recognition foreign WHT in CHF	Withholding tax USA in CHF
31.12.2022	Stock / Tax value / Gross revenue	1'000.00	CHF	7.625			7'625.09	213.31	21.33	
817651	Banco Santander SA, ES ES0113900J37									
01.01.2022	Balance	2'000.00	EUR			1.033100				
02.05.2022	Dividend payment	2'000.00	EUR	0.051	28.04.	1.028350		105.92	15.89	
02.11.2022	Dividend payment	2'000.00	EUR	0.058	31.10.	0.986106		114.98	17.25	
31.12.2022	Stock / Tax value / Gross revenue	2'000.00	CHF	2.77			5'540.58	220.90	33.14	
826858	Telefonica SA, ES ES0178430E18									
01.01.2022	Balance	1'246.00	EUR			1.033100				
24.06.2022	Exchange offer	+ 40.00	EUR			1.007200				
15.12.2022	Dividend payment	1'286.00	EUR	0.15	13.12.	0.989000		190.78	28.62	
31.12.2022	Stock / Tax value / Gross revenue	1'286.00	CHF	3.363			4'325.15	190.78	28.62	
945590	KLA Corp., US US4824801009									
22.02.2022	Purchase	+ 10.00	USD	355.00		0.918886				
28.02.2022	Purchase	+ 10.00	USD	353.038		0.922940				
01.06.2022	Dividend payment	20.00	USD	1.05	13.05.	0.962857		20.22	3.03	3.03
01.09.2022	Dividend payment	20.00	USD	1.30	12.08.	0.984802		25.60	3.84	3.84
01.12.2022	Dividend payment	20.00	USD	1.30	14.11.	0.938462		24.40	3.66	3.66
31.12.2022	Stock / Tax value / Gross revenue	20.00	CHF	348.839			6'976.77	70.22	10.53	10.53
951692	Microsoft Corp., US US5949181045									
10.02.2022	Purchase	+ 18.00	USD	306.977		0.924119				
10.03.2022	Dividend payment	18.00	USD	0.62	16.02.	0.927440		10.35	1.55	1.55
09.06.2022	Dividend payment	18.00	USD	0.62	18.05.	0.979249		10.93	1.64	1.64
08.09.2022	Dividend payment	18.00	USD	0.62	17.08.	0.973384		10.86	1.63	1.63
08.12.2022	Dividend payment	18.00	USD	0.68	16.11.	0.936276		11.46	1.72	1.72
31.12.2022	Stock / Tax value / Gross revenue	18.00	CHF	221.888			3'993.99	43.60	6.54	6.54

Tax statement 2022

Values with recognition of foreign withholding tax / tax deduction USA

Valor-No. Date	Depot-No. Description ISIN	Quantity Nominal	Currency	Unit price Nominal Revenue	Ex-Date	Rate	Tax value 31.12.2022 in CHF	Gross revenue without WHT in CHF	Recognition foreign WHT in CHF	Withholding tax USA in CHF
1005182	BlackRock Inc., US US09247X1019									
18.03.2022	Purchase	+ 8.00	USD	738.434		0.936955				
23.06.2022	Dividend payment	8.00	USD	4.88	03.06.	0.958018		37.40	5.61	5.61
13.06.2022	Purchase	+ 5.00	USD	597.66		0.992348				
23.09.2022	Dividend payment	13.00	USD	4.88	06.09.	0.981557		62.27	9.34	9.34
23.12.2022	Dividend payment	13.00	USD	4.88	06.12.	0.933323		59.21	8.88	8.88
31.12.2022	Stock / Tax value / Gross revenue	13.00	CHF	655.644			8'523.38	158.88	23.83	23.83
1038049	Infineon Technologies, DE DE0006231004									
01.01.2022	Balance	150.00	EUR			1.033100				
22.02.2022	Dividend payment	150.00	EUR	0.27	18.02.	1.044300		42.29	6.34	
28.02.2022	Purchase	+ 80.00	EUR	30.00		1.033600				
31.12.2022	Stock / Tax value / Gross revenue	230.00	CHF	28.132			6'470.46	42.29	6.34	
1039039	FedEx Corp., US US31428X1063									
01.01.2022	Balance	7.00	USD			0.912149				
01.04.2022	Dividend payment	7.00	USD	0.75	04.03.	0.926108		4.86	0.73	0.73
11.07.2022	Dividend payment	7.00	USD	1.15	24.06.	0.978882		7.88	1.18	1.18
03.10.2022	Dividend payment	7.00	USD	1.15	01.09.	0.990062		7.97	1.20	1.20
31.12.2022	Stock / Tax value / Gross revenue	7.00	CHF	160.249			1'121.75	20.71	3.11	3.11
1099448	China Mobile Ltd, CN HK0941009539									
01.01.2022	Balance	1'000.00	HKD			0.116955				
15.06.2022	Dividend payment	1'000.00	HKD	2.43	25.05.	0.127502		309.83	30.98	
27.09.2022	Dividend payment	1'000.00	HKD	2.20	06.09.	0.126084		277.38	27.74	
31.12.2022	Stock / Tax value / Gross revenue	1'000.00	CHF	6.213			6'213.04	587.21	58.72	
1190932	Medifast Inc., US US58470H1014									
01.01.2022	Balance	25.00	USD			0.912149				
08.02.2022	Dividend payment	25.00	USD	1.42	20.12.	0.923944		32.80	4.92	
09.05.2022	Dividend payment	25.00	USD	1.64	28.03.	0.996438		40.85	6.13	6.13

Tax statement 2022

Values with recognition of foreign withholding tax / tax deduction USA

Valor-No. Date	Depot-No. Description ISIN	Quantity Nominal	Currency	Unit price Nominal Revenue	Ex-Date	Rate	Tax value 31.12.2022 in CHF	Gross revenue without WHT in CHF	Recognition foreign WHT in CHF	Withholding tax USA in CHF
08.08.2022	Dividend payment	25.00	USD	1.64	27.06.	0.952927		39.07	5.86	5.86
08.11.2022	Dividend payment	25.00	USD	1.64	19.09.	0.984950		40.38	6.06	6.06
31.12.2022	Stock / Tax value / Gross revenue	25.00	CHF	106.725			2'668.13	153.10	22.97	18.05
2282206	Mastercard Inc., US US57636Q1040									
01.01.2022	Balance	15.00	USD			0.912149				
09.02.2022	Dividend payment	15.00	USD	0.49	06.01.	0.923830		6.79	1.02	
09.05.2022	Dividend payment	15.00	USD	0.49	07.04.	0.996438		7.32	1.10	1.10
09.08.2022	Dividend payment	15.00	USD	0.49	07.07.	0.952362		7.00	1.05	1.05
09.11.2022	Dividend payment	15.00	USD	0.49	06.10.	0.984095		7.23	1.08	1.08
31.12.2022	Stock / Tax value / Gross revenue	15.00	CHF	321.73			4'825.94	28.34	4.25	3.23
2342429	AT&T Inc., US US00206R1023									
01.01.2022	Balance	200.00	USD			0.912149				
01.02.2022	Dividend payment	200.00	USD	0.52	07.01.	0.922970		95.99	14.40	
02.05.2022	Dividend payment	200.00	USD	0.278	13.04.	0.977336		54.24	8.14	8.14
01.08.2022	Dividend payment	200.00	USD	0.278	08.07.	0.949673		52.71	7.91	7.91
01.11.2022	Dividend payment	200.00	USD	0.278	06.10.	0.999493		55.47	8.32	8.32
31.12.2022	Stock / Tax value / Gross revenue	200.00	CHF	17.033			3'406.69	258.41	38.77	24.37
2722632	Lang & Schwarz Aktiengesellschaft, DE DE000LS1LUS9									
01.01.2022	Balance	60.00	EUR			1.033100				
10.02.2022	Purchase	+ 180.00	EUR	26.20		1.057100				
10.02.2022	Sell	- 60.00	EUR	78.60		1.057100				
05.09.2022	Dividend payment	180.00	EUR	1.50	01.09.	0.973333		262.80	39.42	
31.12.2022	Stock / Tax value / Gross revenue	180.00	CHF	8.59			1'546.35	262.80	39.42	
3971431	Activision Inc., US US00507V1098									
01.01.2022	Balance	80.00	USD			0.912149				
06.05.2022	Dividend payment	80.00	USD	0.47	13.04.	0.984928		37.03	5.55	5.55
31.12.2022	Stock / Tax value / Gross revenue	80.00	CHF	70.826			5'666.10	37.03	5.55	5.55

Tax statement 2022

Values with recognition of foreign withholding tax / tax deduction USA

Valor-No. Date	Depot-No. Description ISIN	Quantity Nominal	Currency	Unit price Nominal Revenue	Ex-Date	Rate	Tax value 31.12.2022 in CHF	Gross revenue without WHT in CHF	Recognition foreign WHT in CHF	Withholding tax USA in CHF
19531091	ASML Holding NV, NL NL0010273215									
14.02.2022	Purchase	+ 10.00	EUR	551.20		1.047200				
12.05.2022	Dividend payment	10.00	EUR	3.70	03.05.	1.039459		38.46	5.77	
12.08.2022	Dividend payment	10.00	EUR	1.37	04.08.	0.967300		13.25	1.99	
14.11.2022	Dividend payment	10.00	EUR	1.37	03.11.	0.976642		13.38	2.01	
31.12.2022	Stock / Tax value / Gross revenue	10.00	CHF	500.933			5'009.33	65.09	9.77	
24782676	7C Solarparken AG, DE DE000A11QW68									
01.01.2022	Balance	2'500.00	EUR			1.033100				
26.07.2022	Dividend payment	2'500.00	EUR	0.07	22.07.	0.975029		170.63 (Z)		
26.07.2022	Dividend payment	2'500.00	EUR	0.04	22.07.	0.975000		97.50	14.63	
16.09.2022	Rights Distribution	+ 56.00	EUR	4.55		0.957900				
21.09.2022	Rights Distribution	+ 15.00	EUR	4.55		0.954900				
31.12.2022	Stock / Tax value / Gross revenue	2'571.00	CHF	4.216			10'840.39	268.13	14.63	
26368376	Appen Ltd, AU AU000000APX3									
01.01.2022	Balance	510.00	AUD			0.661607				
19.01.2022	Purchase	+ 750.00	AUD	9.95		0.660959				
28.02.2022	Purchase	+ 740.00	AUD	6.69		0.666495				
18.03.2022	Dividend payment	2'000.00	AUD	0.028	01.03.	0.689938		37.95	5.69	
18.03.2022	Dividend payment	2'000.00	AUD	0.028	01.03.	0.690130		37.96		
31.12.2022	Stock / Tax value / Gross revenue	2'000.00	CHF	1.56			3'120.00	75.91	5.69	
33574205	Philippine Long Distance Telephone Co., PH US69344D4088									
19.01.2022	Purchase	+ 150.00	USD	36.571		0.915205				
19.04.2022	Dividend payment	150.00	USD	0.814	15.03.	0.949242		115.86	17.38	
20.09.2022	Dividend payment	150.00	USD	0.491	16.08.	0.964930		71.07 (B)	10.66	
20.09.2022	Dividend payment	150.00	USD	0.824	16.08.	0.964930		119.30	17.89	
18.08.2022	Purchase	+ 100.00	USD	30.39		0.951366				
31.12.2022	Stock / Tax value / Gross revenue	250.00	CHF	21.095			5'273.80	306.23	45.93	

1972108497029002



Client Sample_datalevel_202201
 Client ID 202201
 Period **01.01.2022 - 31.12.2022**
 Created at 23.02.2023
 Canton Zurich

Tax statement 2022

Values with recognition of foreign withholding tax / tax deduction USA

Valor-No. Date	Depot-No. Description ISIN	Quantity Nominal	Currency	Unit price Nominal Revenue	Ex-Date	Rate	Tax value 31.12.2022 in CHF	Gross revenue without WHT in CHF	Recognition foreign WHT in CHF	Withholding tax USA in CHF
37839888	Umicore, BE BE0974320526									
01.01.2022	Balance	100.00	EUR			1.033100				
10.01.2022	Purchase	+ 100.00	EUR	35.05		1.044600				
04.02.2022	Purchase	+ 100.00	EUR	32.20		1.056700				
04.05.2022	Dividend payment	300.00	EUR	0.55	02.05.	1.036550		171.03	25.65	
23.08.2022	Dividend payment	300.00	EUR	0.25	19.08.	0.961100		72.08	10.81	
31.12.2022	Stock / Tax value / Gross revenue	300.00	CHF	33.889			10'166.79	243.11	36.46	
111042507	Vestas Wind Systems A/S, DK DK0061539921									
01.01.2022	Balance	300.00	DKK			0.138925				
08.04.2022	Dividend payment	300.00	DKK	0.37	06.04.	0.136577		15.16	2.27	
31.12.2022	Stock / Tax value / Gross revenue	300.00	CHF	26.836			8'050.75	15.16	2.27	
114620902	SK Telecom Co., KR US78440P3064									
16.02.2022	Purchase	+ 200.00	USD	25.786		0.924727				
24.05.2022	Dividend payment	200.00	USD	0.36	30.03.	0.963682		69.46	10.42	
24.08.2022	Dividend payment	200.00	USD	0.351	29.06.	0.965372		67.84	10.18	
23.11.2022	Dividend payment	200.00	USD	0.348	29.09.	0.942358		65.54	9.83	
31.12.2022	Stock / Tax value / Gross revenue	200.00	CHF	19.05			3'810.09	202.84	30.43	
Depot DL.002										
1099448	China Mobile Ltd, CN HK0941009539									
01.01.2022	Balance	8'500.00	HKD			0.116955				
15.06.2022	Dividend payment	8'500.00	HKD	2.43	25.05.	0.127502		2'633.55	263.36	
27.09.2022	Dividend payment	8'500.00	HKD	2.20	06.09.	0.126082		2'357.73	235.77	
31.12.2022	Stock / Tax value / Gross revenue	8'500.00	CHF	6.213			52'810.80	4'991.28	499.13	
1778506	CNOOC Ltd, CN HK0883013259									
01.01.2022	Balance	25'000.00	HKD			0.116955				
15.07.2022	Dividend payment	25'000.00	HKD	1.18	09.06.	0.124686		3'678.25	367.83	

1972108497030002

 Client Sample_datalevel_202201
 Client ID 202201

 Period **01.01.2022 - 31.12.2022**
 Created at 23.02.2023
 Canton Zurich

Tax statement 2022

Values with recognition of foreign withholding tax / tax deduction USA

Valor-No. Date	Depot-No. Description ISIN	Quantity Nominal	Currency	Unit price Nominal Revenue	Ex-Date	Rate	Tax value 31.12.2022 in CHF	Gross revenue without WHT in CHF	Recognition foreign WHT in CHF	Withholding tax USA in CHF
13.10.2022	Dividend payment	25'000.00	HKD	0.70	06.09.	0.127914		2'238.50	223.85	
31.12.2022	Stock / Tax value / Gross revenue	25'000.00	CHF	1.183			29'576.48	5'916.75	591.68	
2387940	Bank of China Ltd, CN CNE1000001Z5									
01.01.2022	Balance	100'000.00	HKD			0.116955				
10.08.2022	Dividend payment	100'000.00	HKD	0.259	07.07.	0.119810		3'102.00	310.20	
31.12.2022	Stock / Tax value / Gross revenue	100'000.00	CHF	0.337			33'666.21	3'102.00	310.20	
38338993	A-Living Services Co. Ltd, CN CNE100002RY5									
01.01.2022	Balance	36'000.00	HKD			0.116955				
14.03.2022	Purchase	+ 36'000.00	HKD	10.24		0.119431				
02.08.2022	Dividend payment	72'000.00	HKD	0.479	21.06.	0.121521		4'186.80	418.68	
31.12.2022	Stock / Tax value / Gross revenue	72'000.00	CHF	1.115			80'315.25	4'186.80	418.68	
Total recognition of foreign withholding tax / tax deduction USA							396'219.74	24'661.77	2'615.97	107.12

1972108497031002



Tax statement 2022

Legends

Client Sample_datalevel_202201
Client ID 202201

Period **01.01.2022 - 31.12.2022**
Created at 23.02.2023
Canton Zurich

Legend	Description
(B)	Bonus
(V)	The distribution in the form of shares is not subject to withholding tax; there is no entitlement to the flat-rate tax credit. If, however, the distribution is paid in cash, the lump-sum tax credit can generally be claimed.
(Z)	Withholding tax free
KEP	Repayment of capital contributions


1962108497032002



Tax statement 2022

Barcode pages

Client	Sample_datalevel_202201
Client ID	202201
Period	01.01.2022 - 31.12.2022
Created at	23.02.2023
Canton	Zurich




1962108497033002




Tax statement 2022

Barcode pages

Client	Sample_datalevel_202201
Client ID	202201
Period	01.01.2022 - 31.12.2022
Created at	23.02.2023
Canton	Zurich



1962108497034002



Tax statement 2022

Barcode pages

Client	Sample_datalevel_202201
Client ID	202201
Period	01.01.2022 - 31.12.2022
Created at	23.02.2023
Canton	Zurich



1962108497035002



Tax statement 2022

Barcode pages

Client	Sample_datalevel_202201
Client ID	202201
Period	01.01.2022 - 31.12.2022
Created at	23.02.2023
Canton	Zurich



1962108497036002



Tax statement 2022

Barcode pages

Client	Sample_datalevel_202201
Client ID	202201
Period	01.01.2022 - 31.12.2022
Created at	23.02.2023
Canton	Zurich



1962108497037002



Tax statement 2022

Barcode pages

Client	Sample_datalevel_202201
Client ID	202201
Period	01.01.2022 - 31.12.2022
Created at	23.02.2023
Canton	Zurich



1962108497038002



Tax statement 2022

Barcode pages

Client	Sample_datalevel_202201
Client ID	202201
Period	01.01.2022 - 31.12.2022
Created at	23.02.2023
Canton	Zurich

